

Additions and Corrections

2001, Volume 64

Vitor A. Kerber, Tatiana S. Gregianini, Juçara T. Paranhos, Joséli Schwambach, Fabiane Farias, Janete P. Fett, Arthur Fett-Neto, José Angelo S. Zuanazzi, Jean-Charles Quirion, Elaine Elisabetsky, and Amélia T. Henriques*: Brachycerine, a Novel Monoterpene Indole Alkaloid from *Psychotria brachyceras*.

Page 678: The correct configurations of the structures are as follows:

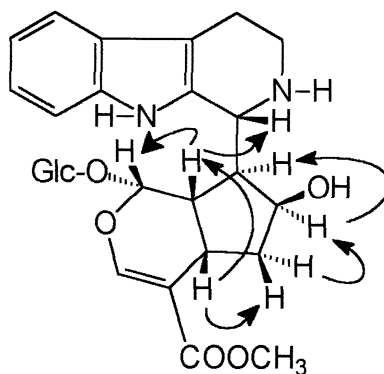
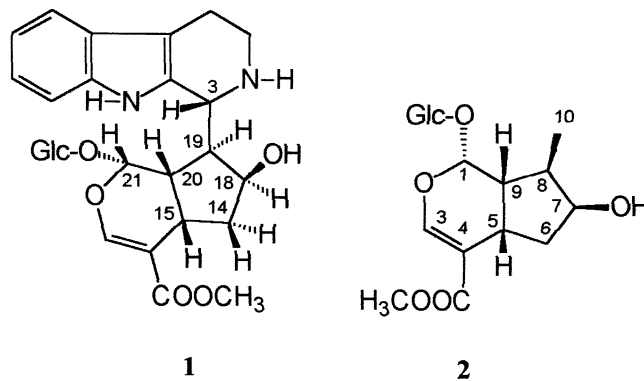


Figure 1. NOE correlations for brachycerine (1).



NP0302605

10.1021/np0302605

Published on Web 07/11/2003

2002, Volume 65

Beatriz M. Saeki, Ana Claudia Granato, Roberto G. S. Berlinck,* Alviclér Magalhães, Alexandre B. Schefer, Antonio G. Ferreira, Ulisses S. Pinheiro, and Eduardo Hajdu: Two Unprecedented Dibromotyrosine-Derived Alkaloids from the Brazilian Endemic Marine Sponge *Aplysina caissara*.

Page 796: Inadvertently, the names of compounds **5** and **6** were inverted. Therefore, compound **5** is 2-(3,5-dibromo-4-ethoxy-1-hydroxy-4-methoxy-2,5-cyclohexadien-1-yl)ethanamide, and compound **6** is fistularin-3. Additionally, the molecular formula of caissarine A (**1**) at m/z 518.20911 established by HRFABMS was incorrectly indicated as $C_{15}H_7D_7Br_2N_5O_5$ and should be replaced by $C_{15}H_{14}D_7Br_2N_5O_5$.

Page 797: The molecular formula of the peak at m/z 513, established by HRFABMS (measured: 513.17885), was also incorrectly indicated as $C_{15}H_{12}D_2Br_2N_5O_5$ and should be replaced by $C_{15}H_{19}D_2Br_2N_5O_5$. The authors thank Professor John Blunt (University of Canterbury, Christchurch, New Zealand) for calling our attention to these mistakes. We apologize for any inconvenience.

NP030213C

10.1021/np030213c

Published on Web 07/04/2003

2003, Volume 66

Preecha Phuwapraisirisan, Shigeki Matsunaga, Nobuhiro Fusetani,* Nilnaj Chaitanawisuti, Sirusa Kritsanapuntu, and Piamsak Menasveta: Mycaperoxide H, a New Cytotoxic Norsesterterpene Peroxide from a Thai Marine Sponge *Mycale* sp.

Page 289: The stereochemistry of C-2 of compound **3** is drawn in an opposite sense.

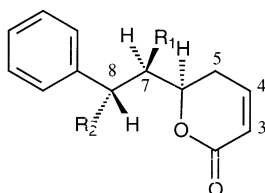
NP0302347

10.1021/np0302347

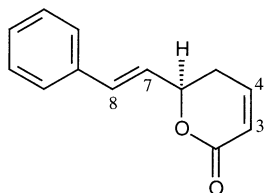
Published on Web 07/08/2003

Yu-Hsuan Lan, Fang-Rong Chang, Jin-Hsien Yu, Yu-Liang Yang, Yi-Ling Chang, Shio-Ju Lee, and Yang-Chang Wu*: Cytotoxic Styrylpyrones from *Goniothalamus amuyon*.

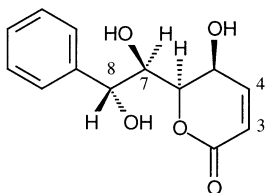
Page 487: The structures of goniothalamine (**6**), (5*S*,6*R*,7*R*,8*R*)-goniotriol (**7**), and (5*S*,6*R*,7*S*,8*S*)-goniotriol (**8**) were incorrectly drawn. The correct structures are shown below.



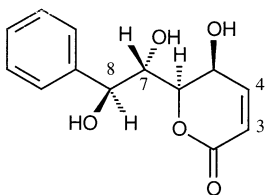
compounds **1**, **2**, **4** and **5**



goniothalamine (**6**)



(5*S*,6*R*,7*R*,8*R*)-goniotriol (**7**)



(5*S*,6*R*,7*S*,8*S*)-goniotriol (**8**)

NP0302596

10.1021/np0302596

Published on Web 07/03/2003